

IDLE SMART DRIVER MANUAL

SLEEPER PRO PROPERTIES

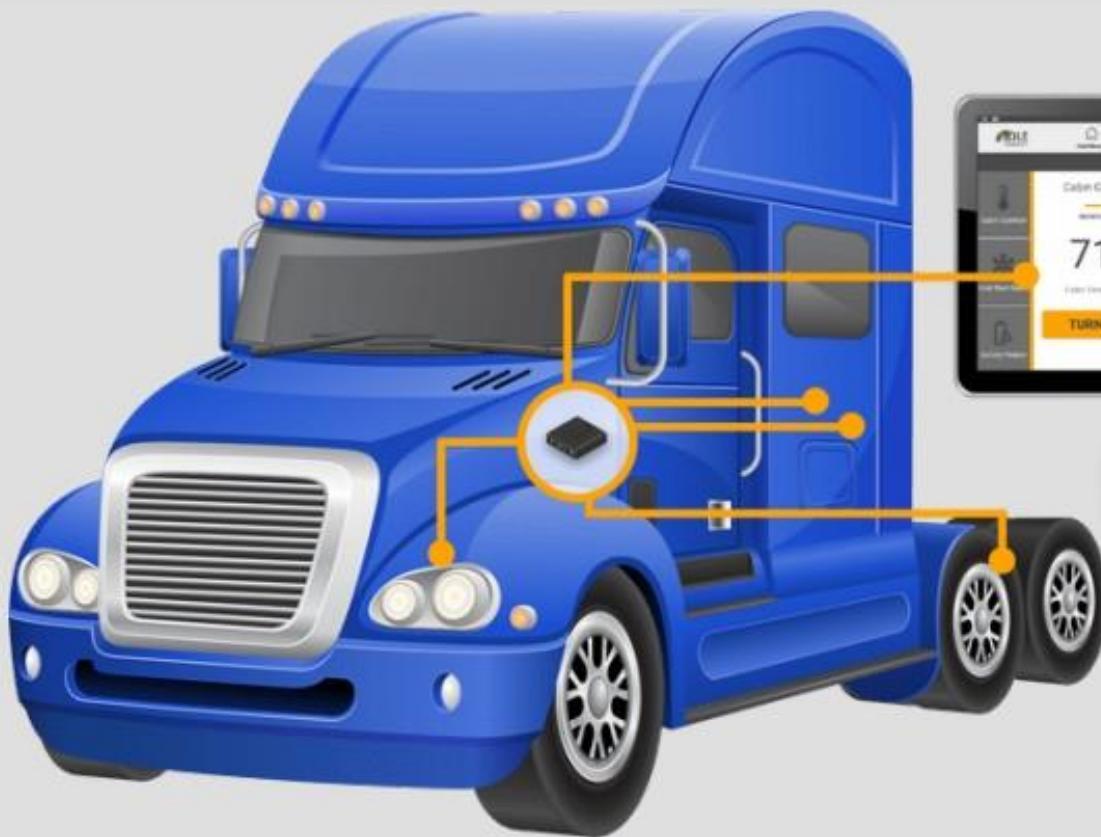
Idle Smart is automatically armed when the key is off or taken out of the ignition completely.

Check for these 5 things before Idle Smart can start the truck:

1. Hood is closed
2. Vehicle is in Neutral
3. Parking brake is set
4. Key is off or out of ignition

IDLE SMART STARTS AND STOPS THE ENGINE FOR 3 REASONS:

- ✓ Keep the temperature in the cabin comfortable.
- ✓ Recharge batteries when they get low.
- ✓ Keep the engine warm to prevent cold starts and fuel gelling.



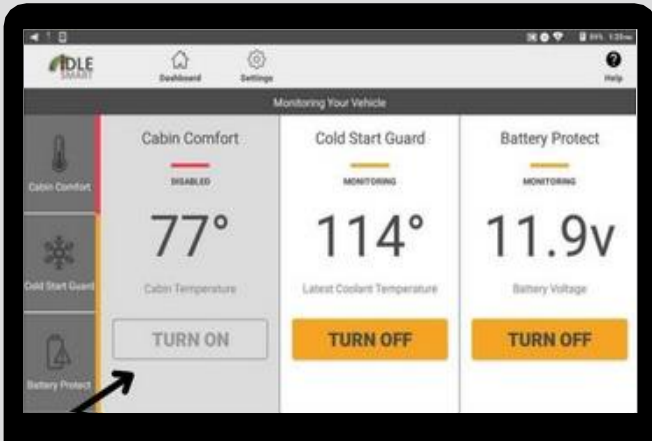
To make sure Idle Smart starts your truck for cabin temperature monitoring:

1. Locate the **display** in your bunk area and hit the 'Turn On' button below the feature.

2. Once you have clicked the **'Turn On' button**, Idle Smart will automatically start the engine for heating or cooling.

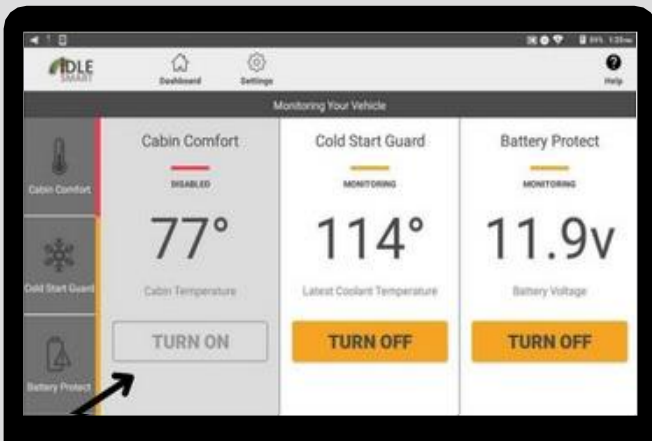
3. Be sure to have all vents open and dials on full blast to allow for maximum airflow.

4. To check what your settings are, hit the **Cabin Comfort button** on the top left with the thermometer picture, and you will know what temperature the truck will start.



Check the status bar **highlighted in red** on the picture below, to check for any messages if you feel the Idle Smart is **not working correctly**.

You can also click the **Help button** on the top right corner for a brief tutorial of how to use the display.



For any further questions, feel free to reach out to our Customer Support line. Available 7 days a week. (913) 744 – 4357.

